

Boating License Exam

Practice test

Question 1

What is affixed to a boat to prove that it was built in accordance with the construction requirements?

- The HIN (Hull Serial Number)
- The pleasure craft licence
- The compliance notice
- The registration

Question 2

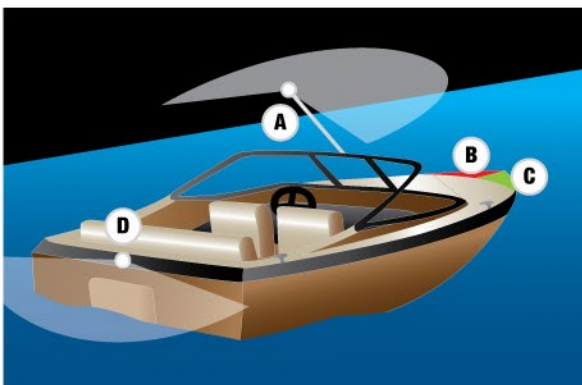
Which letter represents the stern in the following figure?



- A
- B
- C
- D

Question 3

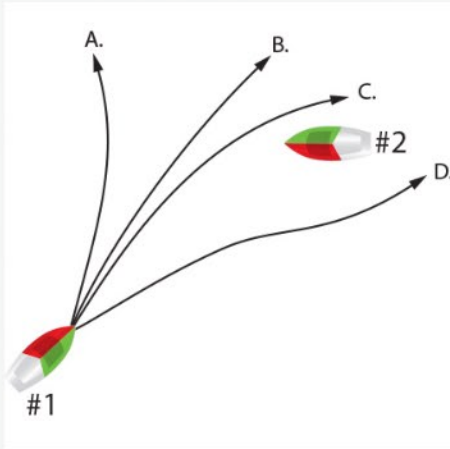
Which letter represents the masthead light of the boat in the following figure?



- A
- B
- C
- D

Question 4

Which proper route must power driven pleasure craft #1 take?



- A
- B
- C
- D


Question 5

Which illustration represents an information buoy among the following?



Question 6

Which illustration represents a keep-out buoy among the following?



Question 7

A [power-driven vessel](#) shall keep out of the way of a sailing vessel.

- TRUE
- FALSE



Question 8

When a boat capsizes, you must try to reach shore as quickly as possible.

- TRUE
- FALSE



Question 9

Which letter represents the [starboard side](#) in the following figure?

- A
- B
- C
- D



Question 10

To who should you leave a float plan before getting underway?

The USCG


The local police

A responsible person

The manufacturer

Question 11

We are graphic representations depicting bodies of water.



- Topographical maps
- GPS
- Atlas
- Charts

Question 12

You may use a [PFD](#) that is torn as long as it was well repaired by an approved manufacturer.



- TRUE
- FALSE

Question 13

Which of the four types of [approved flares](#) must be used only in daylight?



- The smoke signal
- The rocket parachute flare
- The hand flare
- The multi-star flare

Question 14

What type of boat uses yellow lights as [navigation light](#)?



- A government vessel
- A municipal police vessel
- Towing vessel
- Trawler

Question 15

What should we be prepared to show immediately to avoid a collision while navigating in a canoe or kayak?



- A hand flare
- A pealess safety whistle
- A compliance notice
- A watertight flashlight

Question 16

What does a boat's capacity plate tell you?

- how much the boat weighs
- the boat's top speed
- the maximum persons capacity
- the number of life jackets required

Question 17

Which buoy marks an area where boating is restricted?



Question 18

What are most small boats powered by?

- inboard engines
- outboard engines
- inboard/outboard engines
- jet drives

Question 19

The following symptoms are related to which condition: slow pulse, confusion, drowsiness, lack of coordination?

- Insomnia
- Heat stroke
- Hypothermia
- Carbon monoxide poisoning

Question 20

If a [diving operation](#) takes place from aboard a pleasure craft, flag A (white and blue) from the International Code of signals which means "I have a diver in the water, keep well clear and at low speed" must be displayed.



- TRUE
- FALSE

Question 21

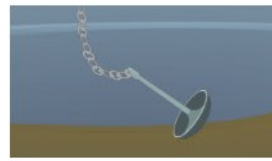
Identify this buoy?



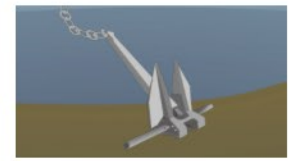
- Isolated danger buoy
- Port hand buoy
- Bifurcation buoy
- Starboard hand buoy

Question 22

Which type of anchor is particularly popular among boaters because of its versatility in all types of seabed?



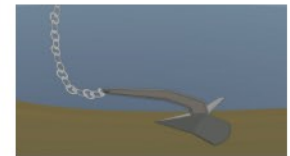
Mushroom anchor



Danforth or Fluke anchor



Grapnel



Plough anchor

Question 23

Which factors must be taken into account in determining a safe speed?



- Conditions of visibility and traffic density.
- The draft in relation to the available depth of water and the manoeuvrability of the vessel.
- Conditions of wind, sea and current, and the proximity of navigational hazards.
- All of the above.

Question 24

What type of fire extinguisher is required on board a boat equipped with an inboard engine?



- A type fire extinguisher
- BC type fire extinguisher
- AB type fire extinguisher
- B type fire extinguisher

Question 25

What does this image represent?



- The HIN (Hull Serial Number)
- The registration
- The compliance notice
- The pleasure craft licence

Question 26

The operator of a vessel under oars, canoe or kayak must have at hand a flashlight or lighted lantern emitting a white light which must be lit in enough time to prevent a collision.



- TRUE
- FALSE

Question 27

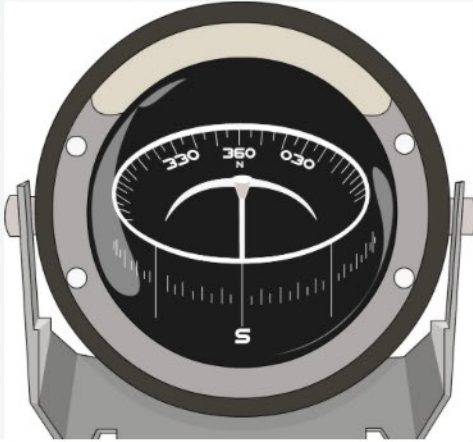
What does this image represent?



- A starboard hand daybeacon
- A junction daybeacon
- A port hand daybeacon
- An information sign

Question 28

It is important to keep metal and/or electrical devices at a distance from the magnetic compass because it could display inaccurate information.



- TRUE
- FALSE

Question 29

Which of the following statements is incorrect regarding [carbon monoxide \(CO\) poisoning](#)?

- Carbon monoxide can build up when two vessels are tied to each other.
- Carbon monoxide poisoning occurs when you breathe too much carbon monoxide and it begins to replace the oxygen in your blood.
- It is important to run the engine at idle only in well ventilated areas in order to protect yourself and others from carbon monoxide poisoning.
- Symptoms of carbon monoxide poisoning are: hot, red and dry skin, rapid pulse, rapid and shallow breathing.

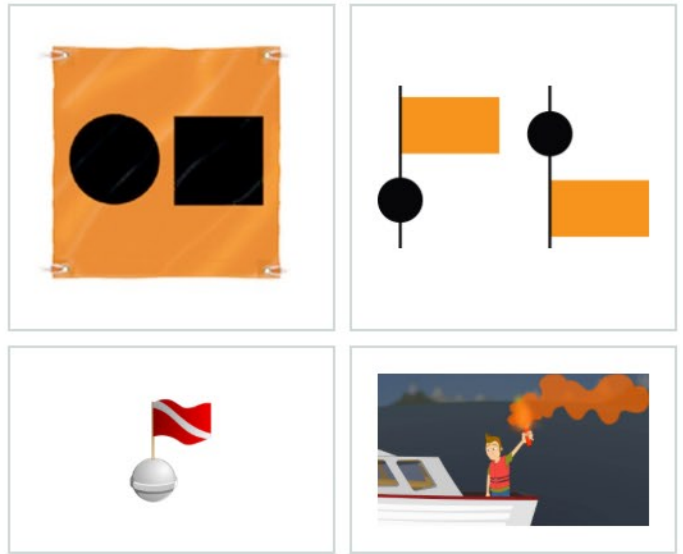
Question 30

What is the main purpose of a bucket on a pleasure craft?



- Extinguish fires from combustible liquids such as gasoline, oil and grease.
- Extinguish fires from electrical equipment.
- To put the fish in
- Extinguish type A fires

Which of the following does not represent a distress signal?



Which letter represents the port side of a boat?



- A
- B
- C
- D

You must respect a speed limit of no more than 10km/h if you navigate at less than 30 meters from the shoreline?



- TRUE
- FALSE

Question 34

How must the lettering of the registration number on your boat be displayed?

- written in fancy script
- almost the same color as your boat
- not less than 3 inches in height
- displayed on the stern

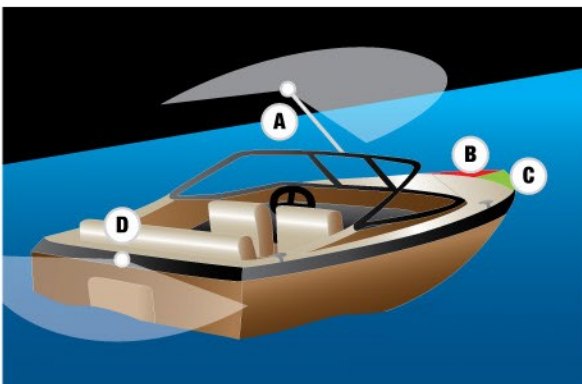
Question 35

What do visual distress signals have in common?

- They never expire
- They are approved by your local police
- They should be locked away to keep them safe
- They should only be used in case of an emergency or distress

Question 37

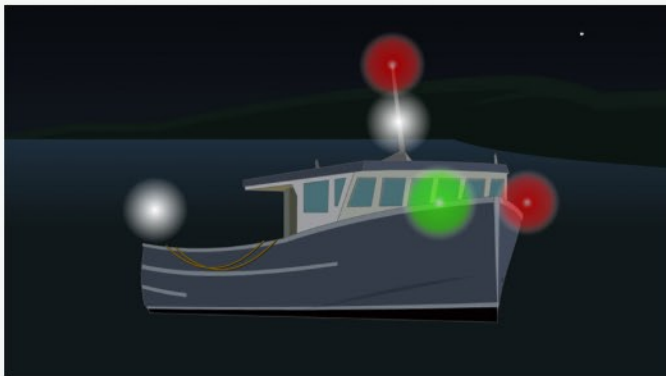
Which letter represents the stern light of a boat in the following figure?



- A
- B
- C
- D

Question 38


What type of boat uses these red lights as [navigation lights](#)?



- A government vessel
- A municipal police vessel
- A fishing boat
- A trawler

Question 39

What type of boat uses these green lights as [navigation lights](#)?



- A government vessel
- A municipal police vessel
- A fishing boat
- A trawler

Question 40

What is required of every life jacket or PFD?

- They must be the same color as your boat
- They must be of the approved type
- They must be carefully locked away when on board
- They must be carried only in rough weather

Question 41

What does a flashing blue light indicate?

- A plane
- A law enforcement boat
- A bridge
- A no-wake zone


Question 42

What determines how many wearable PFDs are required on a boat?

- Width of the boat
- Age of people on board
- Number of seats aboard
- Number of people aboard


Question 43

What does an all-round white light indicate when seen at night?



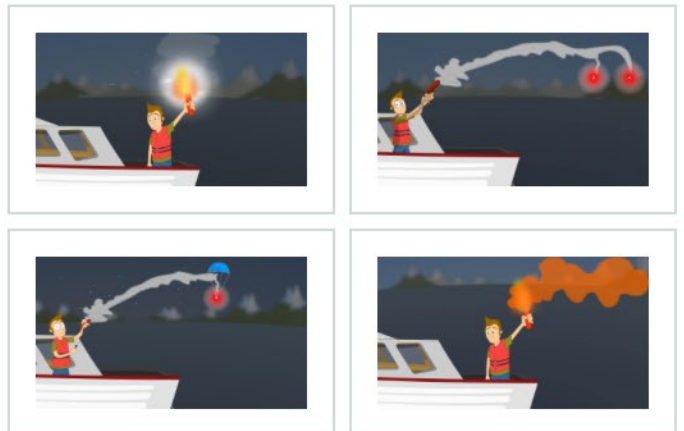
- It is the bow of another vessel heading straight towards you
- It is the port side of another vessel crossing your bow
- It is the starboard side of another vessel crossing your bow
- It is an anchored boat in front of you

What do red and green lights on a sailboat indicate when seen together at night?



- It is the bow of a sailboat heading straight towards you
- It is the port side of a sailboat crossing your bow
- It is the starboard side of a sailboat crossing your bow
- It is an anchored sailboat

Which one is a rocket parachute flare?




Which one is a smoke flare?




Question 47

In which of the following images can you see a sailboat from the port side?



Question 48

Which of these PFDs is not approved for use on a PWC?



Question 49

What should we use to wash a PFD?



- A
- B
- C
- D

Question 50

What does this boating restriction sign indicate?



- No internal combustion or steam engine is permitted
- Power limit
- Standardized speed limit
- No skiing north of the sign

ANSWERS

Question 1

The compliance notice

Question 2

D

Question 3

A

Question 4

D

Question 5



Question 6



Question 7

TRUE

Question 8

FALSE

Question 9

B

Question 10

A responsible person

Question 11

Charts

Question 12

FALSE

Question 13

The smoke signal

Question 14

Towing vessel

Question 15

A watertight flashlight

Question 16

the maximum persons capacity

Question 17



Question 18

outboard engines

Question 19

Hypothermia

Question 20

TRUE

Question 21

Starboard hand buoy

Question 22

Plough anchor

Question 23

All of the above.

Question 24

BC type fire extinguisher

Question 25

The HIN (Hull Serial Number)

Question 26

TRUE

Question 27

A port hand daybeacon

Question 28

TRUE

Question 29

- Carbene monoxide can build up when two vessels are tied to each other.
- Carbon monoxide poisoning occurs when you breathe too much carbon monoxide and it begins to replace the oxygen in your blood.
- It is important to run the engine at idle only in well ventilated areas in order to protect yourself and others from carbon monoxide poisoning.

Question 30

Extinguish type A fires

Question 31



Question 32

C

Question 33

TRUE

Question 34

not less than 3 inches in height

Question 35

They should be locked away to keep them safe

Question 37

D

Question 38

A fishing boat

Question 39

A trawler

Question 40

They must be of the approved type

Question 41

A law enforcement boat

Question 42

Number of people aboard

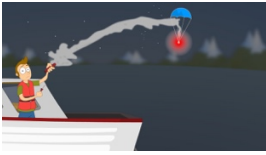
Question 43

It is an anchored boat in front of you

Question 44

It is the bow of a sailboat heading straight towards you

Question 45




Question 46



Question 47



Question 48



Question 49

A

Question 50

Standardized speed limit